

FBS Forum

- [Search](#)
- [Recent Topics](#)
- [Hottest Topics](#)
- [Member Listing](#)
- [My Profile](#)
- [Private Messages](#)

Feature Improvement - Rank Members in Office in the Saturation Report

[Forum Index](#) » [Announcements](#)

Author

Message

02/18/2015 08:26:10

Subject: Feature Improvement - Rank Members in Office in the Saturation Report



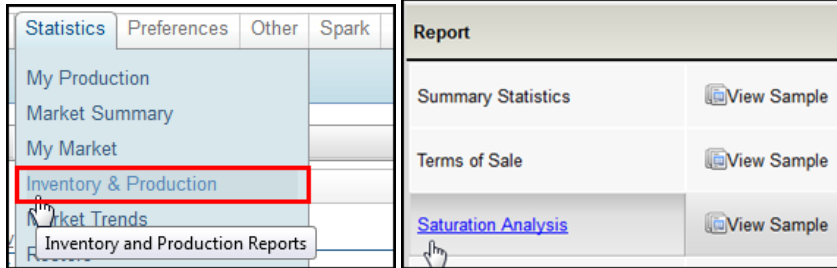
Josh H.

On March 3, 2015, MLSs who allow users to view ranking reports will now have the option to rank members within an office when running the Saturation Analysis report.

To run the report, select **Inventory and Production** under the Statistics tab, then select the **Saturation Analysis** report.



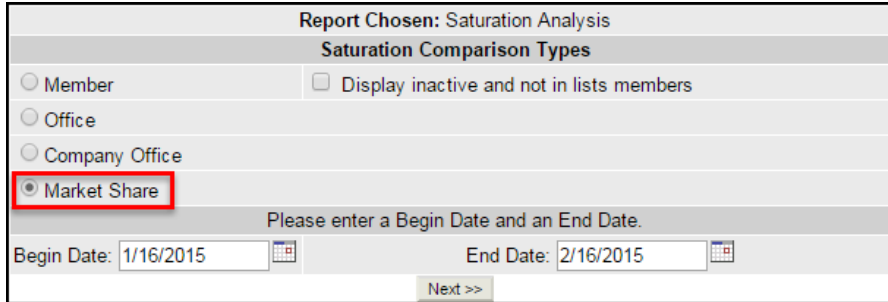
Joined: 08/06/2013
11:40:42
Messages: 41
Offline



Statistics	Preferences	Other	Spark
My Production			
Market Summary			
My Market			
Inventory & Production			
Market Trends			
Inventory and Production Reports			

Report	
Summary Statistics	View Sample
Terms of Sale	View Sample
Saturation Analysis	View Sample

Use the search template if you'd like to narrow the report to a specific set of listings. Be sure not to select any date ranges other than the begin and end dates at the bottom of the first page. Select the **Market Share** option at the bottom of the page, then click **Next**.



Report Chosen: Saturation Analysis

Saturation Comparison Types

Member Display inactive and not in lists members

Office

Company Office

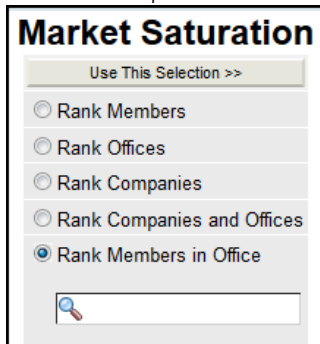
Market Share

Please enter a Begin Date and an End Date.

Begin Date:

End Date:

On the next page, where allowed by MLS Business Rules, select the option to **Rank Members in Office**, then use the search box to select a specific office and click **Use This Selection**.



Market Saturation

Rank Members

Rank Offices

Rank Companies

Rank Companies and Offices

Rank Members in Office

On the next page, you can select the Calculation Method, Status, how sold listings will be counted, and the maximum number of members to display. Click **Next** to run the report.

Please choose your report options

Please select a report Calculation method.

Number
Dollar Volume

Please select a Status

Current Active
New
Pending
Sold

Please choose how sold listings are counted.

Note: This only applies to sold and pending listings.

Listing Members

Selling Members

Listing and Selling Members

Listing or Selling Members

Calculate numbers and volume using sides

Include last year's calculations

Please enter the maximum number of Members to display:

Next >>

From the report page you can view the members by ranking and also print the report.


Market Penetration Report By Members Print

Rank	Name	Sides	Volume	Average	% Total: Number	% Total: Volume
1	David	32.0	11,557,747	361,180	0.59	1.07
2	Jeanine	28.0	5,971,429	213,265	0.51	0.55
3	Amber	24.0	4,792,600	199,692	0.44	0.45

Josh Hernandez
Customer Projects and Relations
FBS

[Forum Index](#) » [Announcements](#)

 [Quick Reply](#)

 Watch this topic

Go to: